Layer Stack Legend

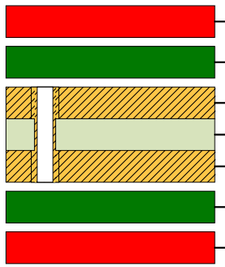

Material	Layer	Thickness	Dielectric Material	Type	Gerber
	Top Overlay			Legend	GTO
Surface Material	Top Solder	0.40mil	Solder Resist	Solder Mask	GTS
Copper	**Top Layer**	**1.40mil**		**Signal**	**GTL**
Core		*59.00mil*	*Core-043*	*Dielectric*	
Copper	**Bottom Layer**	**1.40mil**		**Signal**	**GBL**
Surface Material	Bottom Solder	0.40mil	Solder Resist	Solder Mask	GBS
	Bottom Overlay			Legend	GBO

Total thickness: 62.60mil

NOTES: UNLESS OTHERWISE SPECIFIED.

1. FABRICATE PER IPC-6012A CLASS 2.
2. FOR BOARD THICKNESS AND IMPEDANCE DETAILS REFER STACKUP DOCUMENT.
3. PRINTED WIRING BOARD SHALL COMPLY WITH REQUIREMENTS OF ANSI/J-STD-003.
4. FINISH:
A. SHALL BE ELECTROLYTIC NICKEL/GOLD: ELECTROLESS NIKEL / IMMERSION GOLD (ENIG)
B. NICKEL THICKNESS. 100-200 MICROINCHES.
C. GOLD THICKNESS: 3-10 MICROINCHES.
5. SOLDERMASK ON BOTH SIDES OF THE BOARD SHALL BE LPI, COLOR GREEN.
6. SILK SCREEN LEGEND TO BE APPLIED PER LAYER STACKUP USING WHITE NON-CONDUCTIVE EPOXY INK.
7. THIS PRINTED WIRING BOARD IS DESIGNED WITH A MINIMUM CONDUCTOR WIDTH AND SPACING OF 4 MIL & 4 MILS.
8. ALL VIAS ARE TENTED ON BOTH SIDES UNLESS SOLDERMASK OPENED IN GERBER.
9. ALL VIAS ON PAD SHOULD BE FILLED WITH NON CONDUCTIVE EPOXY AND SURFACE SHOULD BE FLAT. FLATNESS TOLERANCE FOR VIA ON PADS: +0.001 /- 0.001 INCHES ON BOTH SIDES. THE MANUFACTURER IS REQUESTED TO SIZE PER THEIR SOLDERMASK TOLERANCE.
10. SOLDER MASK OPENING IS KEPT SAME SIZE AS PAD (1:1) FOR ALL COMPONENTS
11. VENDOR SHOULD FOLLOW ROHS COMPLIANT PROCESS AND Pb FREE FOR MANUFACTURING
12. DATECODE LETTER SHALL BE SILKSCREENED ON BOTTOM SIDE OF THE BOARD.
13. TRACE WIDTH SHOULD BE ACCURATELY ETCHED. MAX TOLERANCE +/- 1 MIL
14. ALL DIMENSIONS ARE IN INCHES UNLESS OTHERWISE SPECIFIED.
15. FLATNESS REQUIREMENTS: BOW AND TWIST OF ASSEMBLY SUB-PANEL OR SINGULATED PWB SHALL NOT EXCEED 0.7% OF LONGEST SIDE
16. PCB MATERIAL REQUIREMENTS:
A. TG 180 OR EQUIVALENT.
B. EQUIVALENT MATERIAL SHALL BE RoHS COMPLIANT.
17. LAYER TO LAYER REGISTRATION SHALL BE WITHIN +/-2 MIL

Drill Table

Symbol	Count	Hole Size	Plated	Hole Tolerance
⌖	4	31.50	Non-Plated	
▽	2	100.00	Non-Plated	
○	2	98.43	Plated	
□	28	39.37	Plated	
⌘	15	19.69	Non-Plated	
✡	81	7.87	Plated	
◇	2	23.62	Plated	

Drill Drawing View

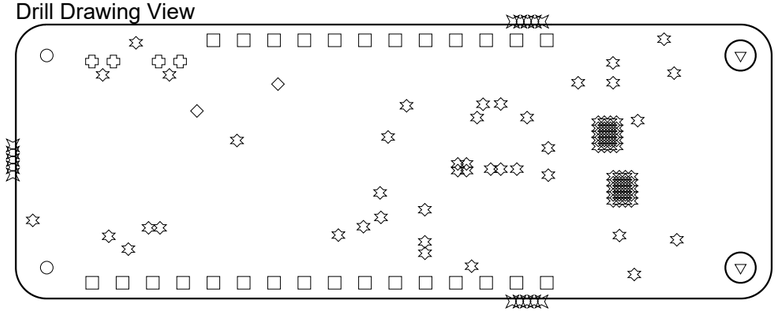

THE INFORMATION CONTAINED IN THIS DRAWING IS THE SOLE PROPERTY OF Infineon technologies AG. ANY REPRODUCTION IN PART OR AS A WHOLE WITHOUT THE WRITTEN

PROPRIETARY AND CONFIDENTIAL

NEXT ASSY	USED ON
APPLICATION	

UNLESS OTHERWISE SPECIFIED:
DIMENSIONS ARE IN INCHES
TOLERANCES:
FRACTIONAL±
ANGULAR: MACH± BEND ±
TWO PLACE DECIMAL ±
THREE PLACE DECIMAL ±

INTERPRET GEOMETRIC TOLERANCING PER:

MATERIAL

FINISH

DO NOT SCALE DRAWING

	NAME	DATE
DRAWN	AEH	12.08.2024
CHECKED	AEH	
ENG APPR.		
MFG APPR.		
Q.A.		

COMMENTS:

Infineon technologies AG

TITLE

EVAL PASCO2 WING 12V

SIZE | DWG. NO.

SCALE: 1:1 | WEIGHT: | SHEET 1 OF 4

A B C D

1

Top Layer (Scale 5:1)



2

THE INFORMATION CONTAINED IN THIS DRAWING IS THE SOLE PROPERTY OF Infineon technologies AG. ANY REPRODUCTION IN PART OR AS A WHOLE WITHOUT THE WRITTEN PERMISSION OF Infineon technologies AG IS PROHIBITED.

PROPRIETARY AND CONFIDENTIAL

NEXT ASSY	USED ON
APPLICATION	

UNLESS OTHERWISE SPECIFIED:
DIMENSIONS ARE IN INCHES
TOLERANCES:
FRACTIONAL±
ANGULAR: MACH± BEND ±
TWO PLACE DECIMAL ±
THREE PLACE DECIMAL ±
INTERPRET GEOMETRIC TOLERANCING PER:
MATERIAL
FINISH
DO NOT SCALE DRAWING

	NAME	DATE
DRAWN	AEH	12.08.2024
CHECKED	AEH	
ENG APPR.		
MFG APPR.		
Q.A.		

COMMENTS:

Infineon technologies AG

TITLE

EVAL PASCO2 WING 12V

SIZE	DWG. NO.	

SCALE: 1:1 | WEIGHT: | SHEET 2 OF 4

A B C D

Bottom Layer (Scale: 5:1)

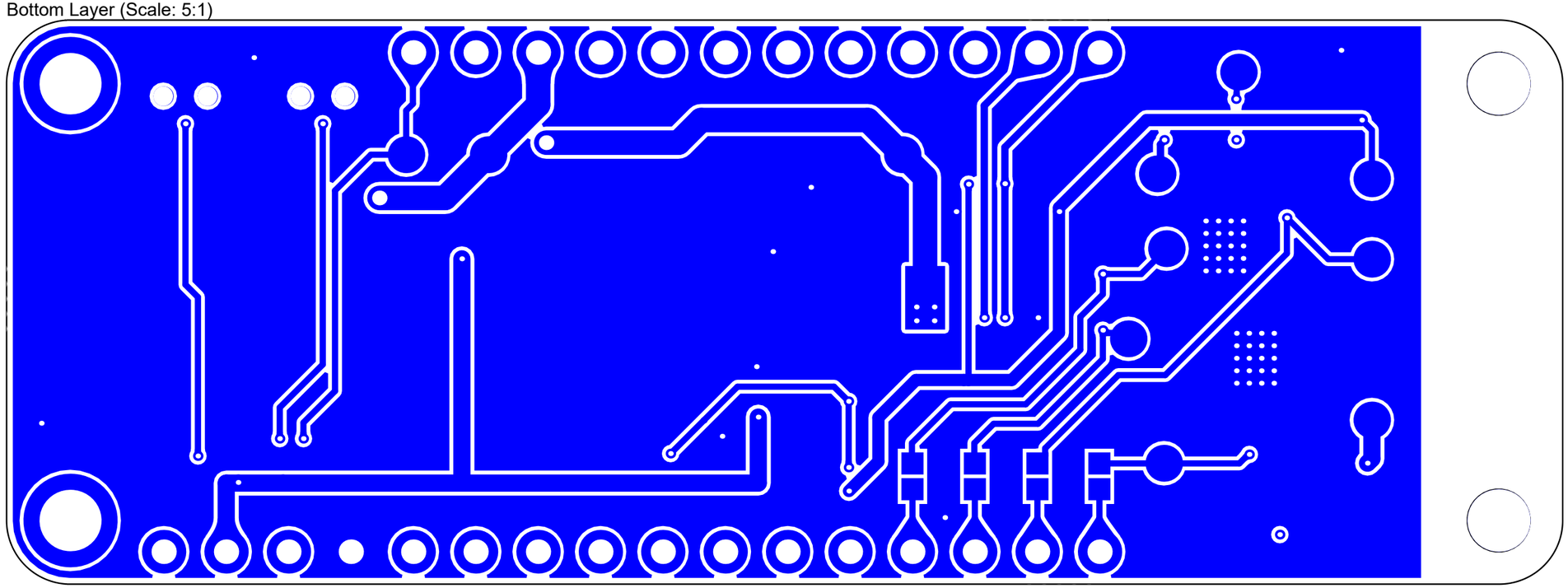

THE INFORMATION CONTAINED IN THIS DRAWING IS THE SOLE PROPERTY OF Infineon technologies AG. ANY REPRODUCTION IN PART OR AS A WHOLE WITHOUT THE WRITTEN PERMISSION OF Infineon technologies AG IS PROHIBITED.

PROPRIETARY AND CONFIDENTIAL

NEXT ASSY	USED ON	
APPLICATION		

UNLESS OTHERWISE SPECIFIED:
DIMENSIONS ARE IN INCHES
TOLERANCES:
FRACTIONAL±
ANGULAR: MACH± BEND ±
TWO PLACE DECIMAL ±
THREE PLACE DECIMAL ±
INTERPRET GEOMETRIC TOLERANCING PER:
MATERIAL
FINISH
DO NOT SCALE DRAWING

	NAME	DATE
DRAWN	AEH	12.08.2024
CHECKED	AEH	
ENG APPR.		
MFG APPR.		
Q.A.		

COMMENTS:

Infineon technologies AG

TITLE

EVAL PASCO2 WING 12V

SIZE	DWG. NO.	

SCALE: 1:1	WEIGHT:	SHEET 3 OF 4

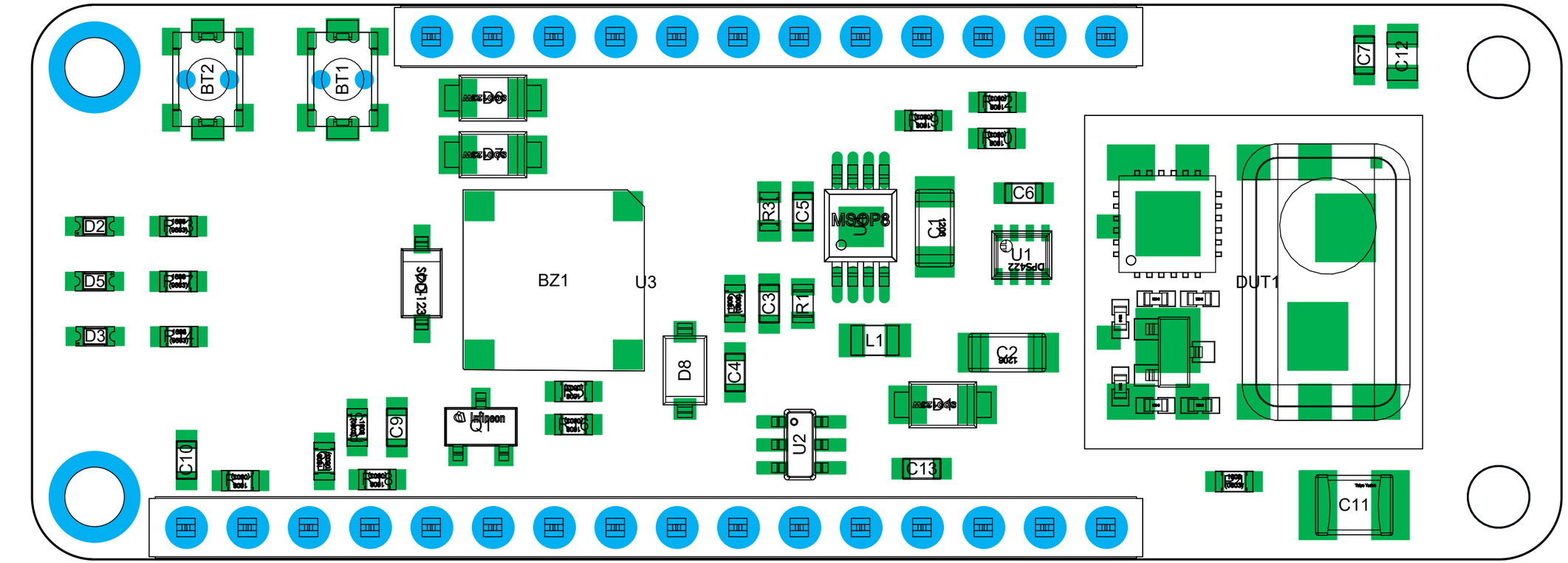

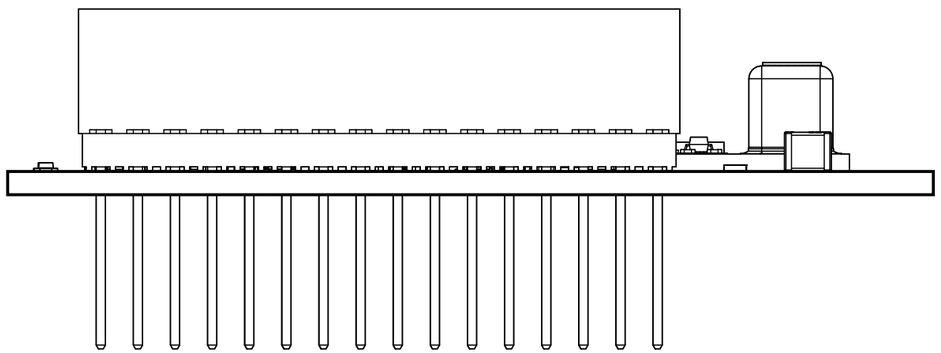

THE INFORMATION CONTAINED IN THIS DRAWING IS THE SOLE PROPERTY OF Infineon technologies AG. ANY REPRODUCTION IN PART OR AS A WHOLE WITHOUT THE WRITTEN

PROPRIETARY AND CONFIDENTIAL

NEXT ASSY	USED ON
APPLICATION	

UNLESS OTHERWISE SPECIFIED:
DIMENSIONS ARE IN INCHES
TOLERANCES:
FRACTIONAL±
ANGULAR: MACH± BEND ±
TWO PLACE DECIMAL ±
THREE PLACE DECIMAL ±
INTERPRET GEOMETRIC TOLERANCING PER:
MATERIAL
FINISH
DO NOT SCALE DRAWING

	NAME	DATE
DRAWN	AEH	12.08.2024
CHECKED	AEH	
ENG APPR.		
MFG APPR.		
Q.A.		

COMMENTS:

Infineon technologies AG

TITLE

EVAL PASCO2 WING 12V

SIZE	DWG. NO.	
SCALE: 1:1	WEIGHT:	SHEET 4 OF 4